

# 73" BRITTA RESIN SLIPPER FREESTANDING TUB

Cat. No.  
RTSN73

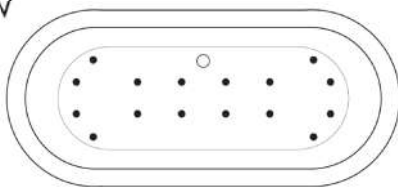


L: 72-5/8"  
W 30-3/4"  
H: 23-7/8 and 34-3/8" (to top of tub)

Water depth: 19-1/4" to top of tub  
Water depth: 13-7/8" to overflow

**The following is recommended for RTSN73 tubs:**  
•Faucets: part #7901 or 7913

Gallon Capacity :	66
Shipping Weight:	424 lbs.
Empty Weight:	324 lbs.
Filled Weight:	875 lbs.



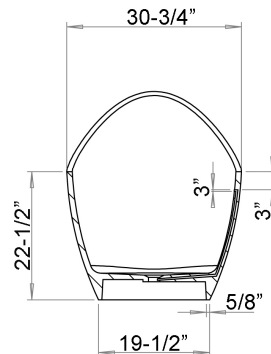
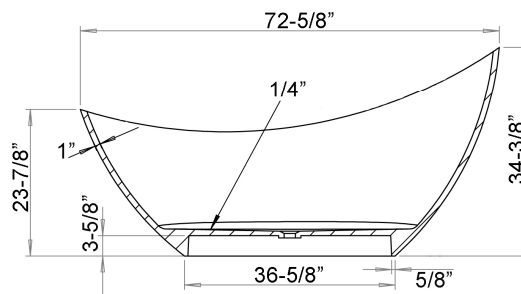
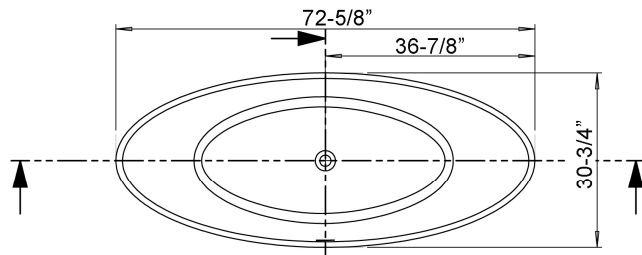
(Air jet configuration if system is added, more info on page 2.)

## Features:

- ▶ Poly-resin blend is the same color throughout
- ▶ Tub rim is 1" wide
- ▶ Available in gloss or matte finish
- ▶ No faucet holes
- ▶ Built-In overflow slot
- ▶ Includes white pop-up drain
- ▶ Tub is thoroughly inspected before shipment
- ▶ **New:** Air jet system now available, more info on page 2

## Tub Colors:


WH Matte White  
WH-GL Gloss White



Dimensions of fixture are nominal and specifications subject to change without notice.

# BATHTUB AIR JET KIT

Cat. No.  
AIR KIT 1, AIR KIT 2



- A** AIR JET - Bottom air jets for maximum bubble action.
- B** BLOWER - The heart of the massage system.
- C** MANIFOLD - Double back flow security prevention device.
- D** FLEXIBLE PVC HOISING - IAPMO certified.
- E** MAIN AIR INTAKE HOSE - High temperature and pressure resistant.

## Features:

- ▶ 750 Watt blower motor operates system
- ▶ 300 Watt air heater warms air
- ▶ System powered by 120V
- ▶ 16 brass air jets placed in bottom of tub
- ▶ Each air jet has 24 holes
- ▶ Air jet caps available in white (AIR KIT 1) or black (AIR KIT 2)
- ▶ Includes 1 1/4" x 3' main air hose plus 1 1/4" x 9' extension hose
- ▶ Automatic system purge after each use
- ▶ Automatic safety timer turns off system after 20 minutes
- ▶ Includes water tight remote control
- ▶ Compatible with most acrylic, copper and resin tubs with no feet
- ▶ Not available with cast iron tubs or tubs with feet

Air Kit is installed in tub before shipment

## INSIDE TUB VIEW - WILL VARY BY TUB DESIGN




Air Jet

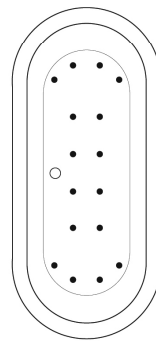


Remote

**Oval bathtub**  
Sample jet configuration




with end drain

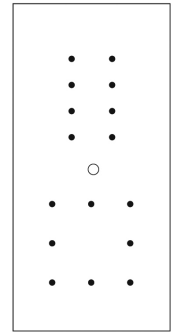


with center drain

**Rectangular bathtub**  
Sample jet configuration

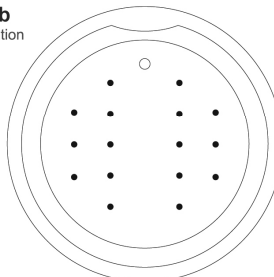


with end drain



with center drain

**Round bathtub**  
Sample jet configuration



These diagrams are general representations.  
Jet placement may vary dependent on tub shape

### Features:

(16) Maxi Air Jets



Elbows for air jets



Tees for air jets